

@NEST



Development Parcel







BUILDINGS













- 1 NEST DRIVE
- 5 NEST DRIVE
- 11 NEST DRIVE
- 15 NEST DRIVE
- 16 NEST DRIVE
- VIVARIUM: 17 NEST DRIVE

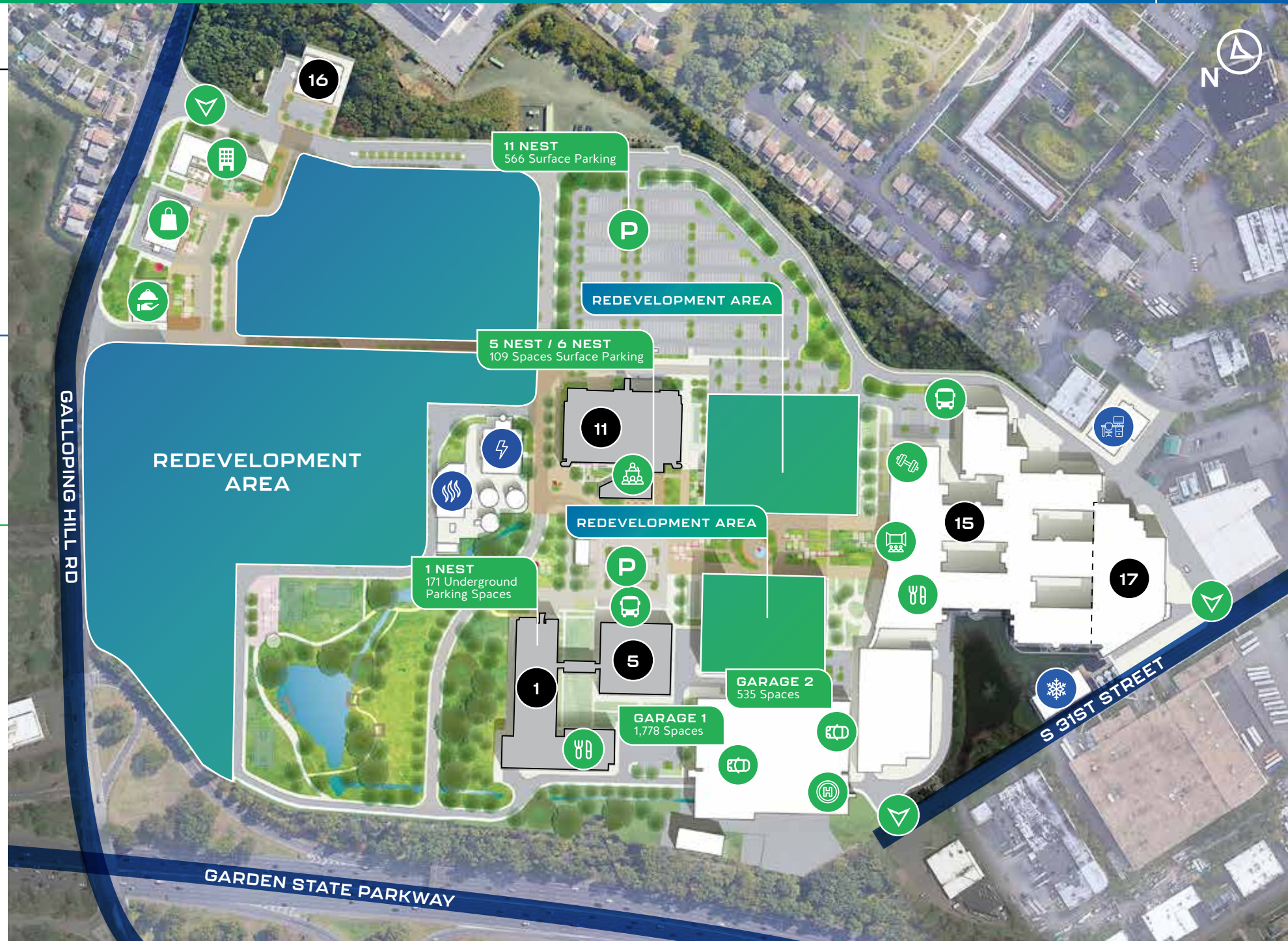
REDEVELOPMENT AREA

SUPPORT BUILDINGS

-  COGEN FACILITY
-  STEAM PLANT
-  CHILLER PLANT
-  MANAGEMENT OFFICE

FEATURES & AMENITIES

-  MAIN ENTRY
-  FULL-SERVICE CAFETERIA
-  FITNESS CENTER
-  AUDITORIUM
-  CONFERENCE CENTER
-  PARKING GARAGE
-  HELIPORT
-  SHUTTLE PICKUP
-  OUTDOOR PARKING
-  PROPOSED FULL SERVICE RESTAURANT
-  RETAIL F&B
-  PROPOSED HOTEL



Ready for today, with room for tomorrow.

Over 30 acres of level, developable land provides your company ample space for future expansion as your needs grow. Build to suit a wide range of uses, from additional lab and office space, to manufacturing facilities and employee amenities, or even a hotel and onsite retail, and more - the opportunities are endless.

30 Acres

OF DEVELOPMENT OPPORTUNITY

3,000,000

AS OF RIGHT BUILDABLE SF

Enjoy the benefits of built-to-suit new construction, conveniently located adjacent to existing parking, infrastructure, and other facilities. Enjoy the simplicity of a site that combines what you need today with what you'll need tomorrow.



Customize the campus with the spaces your employees need to thrive. Fill gaps in your process or expand key facilities at a site that is ready to grow with you.

Combine new construction with natural conservation and imagine unique hybrid spaces that offer employees outdoor environments to promote health and wellness.



Speak to a member of our team today to learn more about NEST and the exceptional opportunities we have to offer. Request additional information or a private, guided visit to our convenient location where over 2 million square feet of purpose-built R&D facilities are waiting for you.

NESTCENTER.COM
LEASING@NESTCENTER.COM
2000 GALLOPING HILL ROAD
KENILWORTH, NJ 07033

Dan Loughlin
+1 973 829 4695
dan.loughlin@jll.com

Bob S. Ryan
+1 973 829 4717
BobS.Ryan@jll.com

Craig Eisenhardt
+1 973 829 4680
craig.eisenhardt@jll.com

Blake Goodman
+1 973 829 4739
blake.goodman@jll.com